

## How-to guide: toilet roll pyramid

### Why this toy is great for cats:

Cats are natural hunters. They're born with the drive to stalk, chase and pounce. When a cat first enters a new environment, they usually prioritise feeling safe over play. But when settled in, hunting-like activities are a great way to bring out their playful side and let them unwind.

Interactive puzzle feeders like this pyramid help keep your cat mentally engaged, providing a fun challenge and an outlet for their natural behaviours.

### Materials

- 21 toilet roll tubes (or adjust for a larger/smaller pyramid)
- A piece of cardboard for the base (approx. 45cm x 35cm)
- Scissors
- Tape


### Difficulty level:

Easy

### Time to make:

15 to 20 minutes

### Instructions




#### Step 1

Gather a minimum of six toilet roll tubes



#### Step 2

Grab your Sellotape



#### Step 3

Start sellotaping the cardboard rolls together

## Tip for play:

Change toys regularly to keep things fresh for your cat. When using puzzle feeders, make sure to count any treats or biscuits as part of their daily diet to keep them at a healthy weight.

## How to use this within your Stream for Cats

- Crafting is a fantastic way to engage your audience while supporting cats in need.
- By raising funds and raising awareness through your content, you'll be making a direct impact on the lives of the thousands of cats and kittens that come into our care every year.
- Share your event on platforms like X (Twitter), Instagram, Facebook and TikTok. Tag us on **@CatsProtection** and **@StreamForCats** or use the hashtag **#StreamForCats**, so we can share your efforts!


## Contact us

[cats.org.uk/stream-for-cats](https://cats.org.uk/stream-for-cats)

[stream@cats.org.uk](mailto:stream@cats.org.uk)


Join us on discord

[discord.com/invite/Erg9wt5jWk](https://discord.com/invite/Erg9wt5jWk)




### Step 4

Make sure you stick them together at the front and back



### Step 5

Build them into a pyramid shape as you're fastening



### Step 6

Introduce the pyramid to your cat with a few treats or biscuits hidden in the tubes and let the play begin!